


[Home](#) [Brain Tumor Pathology](#) [Article](#)


Histologically indolent but widely disseminated diffuse midline glioma H3K27-altered revealed by autopsy

Case Report Published: 06 January 2026

(2026) [Cite this article](#)[Save article](#)[View saved research](#)

[Brain Tumor Pathology](#)

[Aims and scope](#)[Submit manuscript](#)



[Yosuke Kitagawa](#), [Shota Tanaka](#) , [Hiroyuki Abe](#), [Hirokazu Takami](#), [Taijun Hana](#), [Masashi Nomura](#), [Shunsaku Takayanagi](#), [Tetsuo Ushiku](#) & [Nobuhito Saito](#)

 113 Accesses [Explore all metrics](#) →

Abstract

Diffuse midline glioma, H3K27-altered is a highly aggressive central nervous system tumor classified as grade 4 in the 2021 World Health Organization Classification of Tumors of the Central Nervous System. This malignancy typically arises in midline structures such as the thalamus, brainstem, and spinal cord, and is characterized by its infiltrative capacity. Despite the use of magnetic resonance imaging to evaluate tumor extension, its microscopic dissemination can extend far beyond radiological detection. We report the case of a 46-year-old woman with a thalamic diffuse midline glioma harboring an H3K27M mutation. She underwent endoscopic resection followed by standard radiotherapy and chemotherapy with temozolomide. Despite salvage treatments, she died 33 months after initial therapy. Autopsy revealed widespread microscopic infiltration involving the brainstem, cerebellum, and spinal meninges, extending from the cervical to lumbar regions. Notably, these lesions were not detected by MRI or routine histopathology. This

case highlights the extensive infiltrative capacity of diffuse midline glioma with H3K27M mutation, demonstrating its ability to permeate central nervous system structures while preserving tissue architecture.

 This is a preview of subscription content, [log in via an institution](#)  to check access.

Access this article

Log in via an institution

Subscribe and save

 **Springer+** from €37.37 /Month

Starting from 10 chapters or articles per month

Access and download chapters and articles from more than 300k books and 2,500 journals

Cancel anytime


View plans 

Buy Now

Buy article PDF 39,95 €

Price includes VAT (Italy)

Instant access to the full article PDF.

[Institutional subscriptions](#) 

Explore related subjects

Discover the latest articles, books and news in related subjects, suggested using machine learning.

[Brain Cancer](#)

[CNS cancer](#)

[Neurology](#)

[Neuroradiology](#)

[Oligodendrocyte](#)

[White matter disease](#)